


SLOTTED TRUNKINGS



MAIN TECHNICAL FEATURES

Material: technopolymer on rigid PVC base, self-extinguishing V0 (UL94) and high resistant to UV rays.

Standard colours: grey RAL 7030, grey RAL 7035, white RL 9001 on request.

Resistance to mechanical shocks IK 07 (shocks up to 2 J).

Resistance to heat in continuous use: up to +70° C.

Resistance to abnormal heat: up to 650° C (Glow Wire Test, Reference Standard IEC 60695-2-11).

Insulation resistance: > 100MΩ.

Dielectric voltage > 3.000 V.

Perforated bottom according to the Standard DIN 43659.

Installation temperature range: minimum -5° C, maximum +60° C.


Standard length: 2 mt bars.

Double break line to remove only one slot or th whole trunking wall fast and easily.

Reference Standards: EN 50085-1:2005 + A1:2013, EN 50085-2-3:2010, UL 1565 ED.4.

Products meeting the essential requirements of L.V.D. 2014/35/UE.

Products in compliance with RoHS II - 2011/65/UE directive.



Slotted trunkings type A
page 114




Slotted trunkings type S
page 116



Halogen free Slotted
trunkings type SH
page 118

HALOGEN
Free




Accessories for slotted trunkings
Series CO - Series 460
page 120



Cutting machine
Series ADC
page 120



Pre-cut trunkings
Series P
page 121




Flexible slotted
trunkings Series 234
page 121



Spiral wraps
Series P / PA / PN
page 122

MAIN TECHNICAL FEATURES

Narrow slots
4/6/4




Product complying
with the Reference
Standard
EN 50085-2-3

Perforated bottom
according to the
Standard DIN
43659 for a quick
fixing by rivets

Cable retaining
profile for the 80
and 100 mm
high trunkings.

Wide slots
8/12/8



Available also in
the halogen free
version with a low
emission of
smokes

The range of slotted trunkings is manufactured with two different raw materials: the standard product is made up of self-extinguishing and UV-resistant technopolymer on rigid PVC base; the halogen free product is made up of special halogen free raw material according to the Standards EN 50267-2-1, EN 50267-2-2, IEC 60754-1, IEC 60754-2.

The standard version can be supplied in colour grey RAL 7030 and, on request, in white RAL 9001, while the halogen free version is available only in RAL 7035 for an easy and quick

product identification.

The slotted trunkings are mainly used to assemble automation and control electrical cabinets, boards for telecommunication and control electrical panels aboard a machine. In all these applications the following products can be used: flexible slotted trunkings series 234 with screw or adhesive fixing, our rails DIN EN50022 in two different heights 7,5mm and 15mm, as well as the spiral wraps.

The slotted trunkings are available in six widths, 25, 40, 60, 80, 100 and 120mm, and in 5 heights, 25, 40, 60, 80 and


100mm, for totally 24 sizes, available in two different types, with narrow slots and with wide slots.

From the dimension 80x40 the inner space can be divided in some compartments by the proper sectionable separator, which is fixed to the bottom without any screws.


The fully rounded slot profile assures the total safety both for the operator and for the installed cables.

The cover perfectly snaps to the bottom so that it doesn't fall off, although the trunking is installed vertically or turned upside down.


MAIN TECHNICAL FEATURES




Total safety both for the operator and the cables thanks to the fully rounded slot profile




Cable retaining profile for the 80 and 100mm high trunkings




First break line at the base of the slots allows to remove them very easily; the impact strength of the slots avoids them breaking off unintentionally




Second break line at the base of the slots permits to remove the whole trunking wall (with tool)




The product is really easy to install also thanks to the cover that doesn't fall off although the trunking is put vertically or turned upside down




The sectionable separator permits to divide the inner space in some compartments in order to keep the different circuits separated



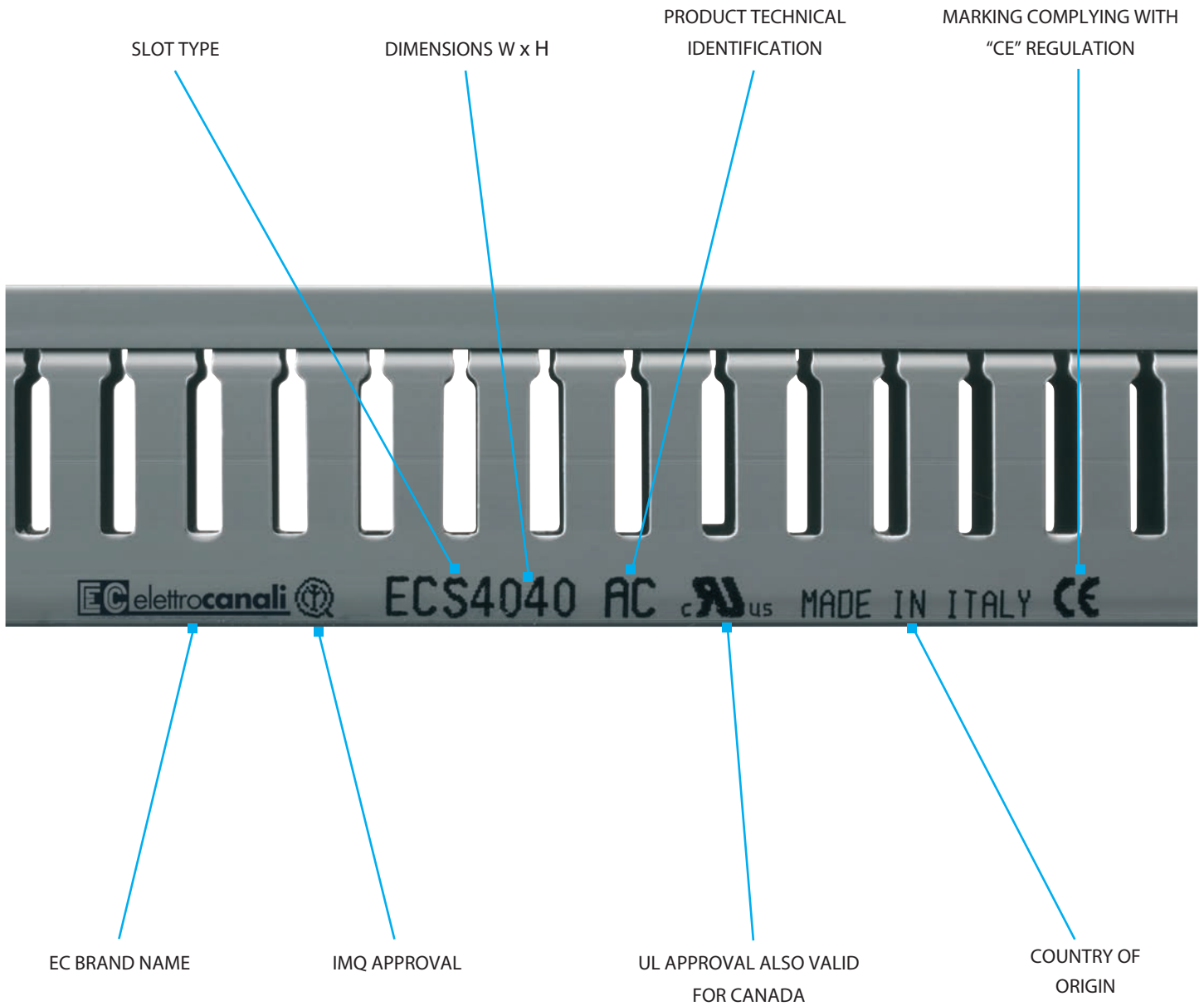
The cable retainers, which can be used with or without the separator, prevent the cable from falling out of the trunkings



The cable retainers permit to annul the pressure of the cables on the cover during the transport of the cabled electrical cabinets



MARKING OF THE SLOTTED TRUNKINGS



SLOTTED TRUNKINGS 8/12/8 WITH COVER SERIES A


MAIN TECHNICAL FEATURES:

- Made of: technopolymer on rigid PVC base, self-extinguishing V0 (UL94).
- **Wide slots 8/12/8.**
- Perforated bottom according to the Standard DIN 43659.
- Standard bar length: 2m.
- Product compliant with the standards EN 50085-1:2005 + A1:2013, EN 50085-2-3:2010, UL 1565 ED.4.
- Packed in strong cardboard boxes suitable for transport and storage.
- Available in white RAL 9001 on request – letter "B" to be added to the item.



GREY RAL 7030

ITEM	EXTERNAL DIMENSIONS W x H mm	READY FOR SEPARATOR	PACKAGING m
ECA2525	25x25	NO	100
ECA2540	25x40	NO	100
ECA2560	25x60	NO	70
ECA2580	25x80	NO	56
ECA4025	40x25	NO	80
ECA4040	40x40	NO	70
ECA4060	40x60	NO	56
ECA4080	40x80	NO	40
ECA40100	40x100	NO	32
ECA6040	60x40	NO	50
ECA6060	60x60	NO	32
ECA6080	60x80	NO	36
ECA60100	60x100	NO	24
ECA8040	80x40	SI (2)	40
ECA8060	80x60	SI (2)	28
ECA8080	80x80	SI (2)	30
ECA80100	80x100	SI (2)	24
ECA10040	100x40	SI (2)	28
ECA10060	100x60	SI (2)	20
ECA10080	100x80	SI (2)	24
ECA100100	100x100	SI (2)	16
ECA12040	120x40	SI (2)	24
ECA12060	120x60	SI (2)	20
ECA12080	120x80	SI (2)	16



SLOTTED TRUNKINGS 8/12/8 WITH COVER SERIES A

MAIN TECHNICAL FEATURES:

- Made of: technopolymer on rigid PVC base, self-extinguishing V0 (UL94).
- Standard bar length: 2m.
- Product compliant with the standards EN 50085-1:2005 + A1:2013, EN 50085-2-3:2010, UL 1565 ED.4.
- Packed in strong cardboard boxes suitable for transport and storage.
- Available in white RAL 9001 on request – letter "B" to be added to the item.



GREY RAL 7030

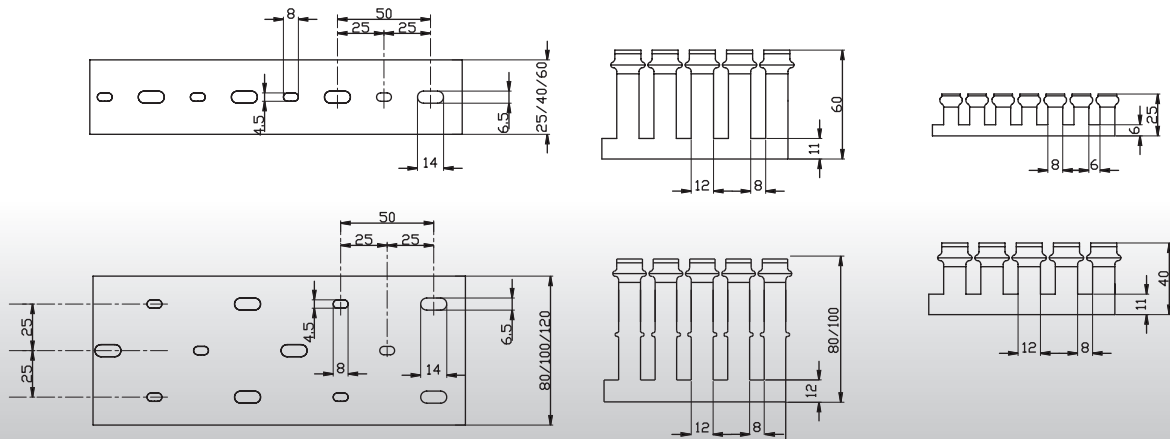

Sectionable separator

ITEM	EXTERNAL DIMENSIONS H mm	PACKAGING m
ECSESG	40/60/80	50

Spare cover for slotted trunkings

ITEM	EXTERNAL DIMENSIONS W mm	PACKAGING m
ECCR25G	25	100
ECCR40G	40	100
ECCR60G	60	100
ECCR80G	80	100
ECCR100G	100	60
ECCR120G	120	80

The 40 mm- wide can serve as insulating cover for the fixing screw if installed in the proper guides on the bottom of the trunkings in the widths 80/100/120mm.



SLOTTED TRUNKINGS 4/6/4 WITH COVER **SERIE S**


MAIN TECHNICAL FEATURES:

- Made of: technopolymer on rigid PVC base, self-extinguishing V0 (UL94).
- **Narrow slots 4/6/4.**
- Perforated bottom according to the Standard DIN 43659.
- Standard bar length: 2m.
- Product compliant with the standards EN 50085-1:2005 + A1:2013, EN 50085-2-3:2010, UL 1565 ED.4.
- Packed in strong cardboard boxes suitable for transport and storage.
- Available in white RAL 9001 on request – letter "B" to be added to the item.



GREY RAL 7030

ITEM	EXTERNAL DIMENSIONS W x H mm	READY FOR SEPARATOR	PACKAGING m
ECS2525	25x25	NO	100
ECS2540	25x40	NO	100
ECS2560	25x60	NO	70
ECS2580	25x80	NO	56
ECS4025	40x25	NO	80
ECS4040	40x40	NO	70
ECS4060	40x60	NO	56
ECS4080	40x80	NO	40
ECS40100	40x100	NO	32
ECS6040	60x40	NO	50
ECS6060	60x60	NO	32
ECS6080	60x80	NO	36
ECS60100	60x100	NO	24
ECS8040	80x40	YES (2)	40
ECS8060	80x60	YES (2)	28
ECS8080	80x80	YES (2)	30
ECS80100	80x100	YES (2)	24
ECS10040	100x40	YES (2)	28
ECS10060	100x60	YES (2)	20
ECS10080	100x80	YES (2)	24
ECS100100	100x100	YES (2)	16
ECS12040	120x40	YES (2)	24
ECS12060	120x60	YES (2)	20
ECS12080	120x80	YES (2)	16



SLOTTED TRUNKINGS 4/6/4 WITH COVER **SERIE S**

MAIN TECHNICAL FEATURES:

- Made of: technopolymer on rigid PVC base, self-extinguishing V0 (UL94).
- Standard bar length: 2m.
- Product compliant with the standards EN 50085-1:2005 + A1:2013, EN 50085-2-3:2010, UL 1565 ED.4.
- Packed in strong cardboard boxes suitable for transport and storage.
- Available in white RAL 9001 on request – letter "B" to be added to the item.



GREY RAL 7030

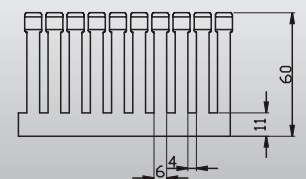
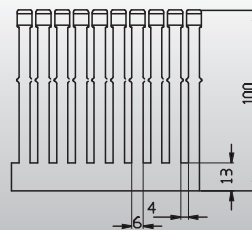
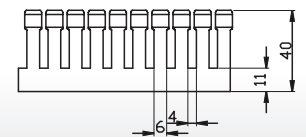
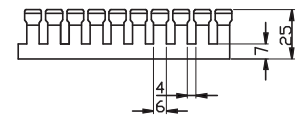
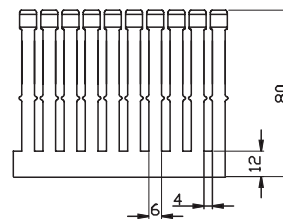
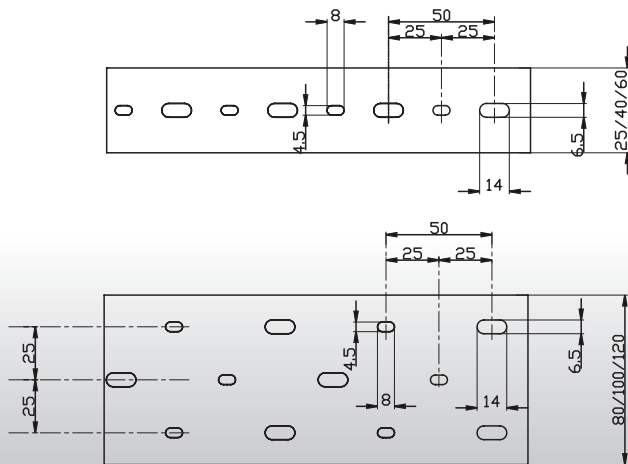

Sectionable separator

ITEM	EXTERNAL DIMENSIONS H mm	PACKAGING m
ECSESG	40/60/80	50

Spare cover for slotted trunkings

ITEM	EXTERNAL DIMENSIONS W mm	PACKAGING m
ECCR25G	25	100
ECCR40G	40	100
ECCR60G	60	100
ECCR80G	80	100
ECCR100G	100	60
ECCR120G	120	80

The 40 mm- wide can serve as insulating cover for the fixing screw if installed in the proper guides on the bottom of the trunkings in the widths 80/100/120mm.




SLOTTED TRUNKINGS 4/6/4 WITH COVER SERIE SH

MAIN TECHNICAL FEATURES:

- Made of: halogen free technopolymer according to the Standards EN 50267-2-1, EN 50267-2-2, IEC 60754-1, IEC 60754-2.
- Emission limits according to the Standards HCl, HBr, HF: <0,1.
- Self-extinguishing according to the Standard UL94 V2 at 1,6mm.
- Resistance to abnormal heat: up to 960° C (Glow Wire Test, Reference Standard IEC 695-2-1).
- Dimensional stability between -25° C +90° C.
- Product compliant with the standards EN 50085-1:2005 + A1:2013, EN 50085-2-3:2010, UL 1565 ED.4.
- **Narrow slot 4/6/4**, perforated bottom according to the Standard DIN 43659, standard bar length: 2m.
- Packed in strong cardboard boxes suitable for transport and storage.



ITEM	EXTERNAL DIMENSIONS W x H mm	PACKAGING m
ECSH2540	25x40	100
ECSH2560	25x60	70
ECSH2580	25x80	56
ECSH4040	40x40	70
ECSH4060	40x60	56
ECSH4080	40x80	40
ECSH6040	60x40	50
ECSH6060	60x60	32
ECSH6080	60x80	36
ECSH8040	80x40	40
ECSH8060	80x60	28
ECSH8080	80x80	30
ECSH10040	100x40	28
ECSH10060	100x60	20
ECSH10080	100x80	24
ECSH12040	120x40	24
ECSH12060	120x60	20
ECSH12080	120x80	16



SLOTTED TRUNKINGS 4/6/4 WITH COVER SERIE SH

MAIN TECHNICAL FEATURES:

- Made of: halogen free technopolymer according to the Standards EN 50267-2-1, EN 50267-2-2, IEC 60754-1, IEC 60754-2.
- Emission limits according to the Standards HCl, HBr, HF: <0,1.
- Self-extinguishing according to the Standard UL94 V2 at 1,6mm.
- Resistance to abnormal heat: up to 960° C (Glow Wire Test, Reference Standard IEC 695-2-1).
- Dimensional stability between -25° C +90° C.
- Product compliant with the standards EN 50085-1:2005 + A1:2013, EN 50085-2-3:2010, UL 1565 ED.4.
- Packed in strong cardboard boxes suitable for transport and storage.

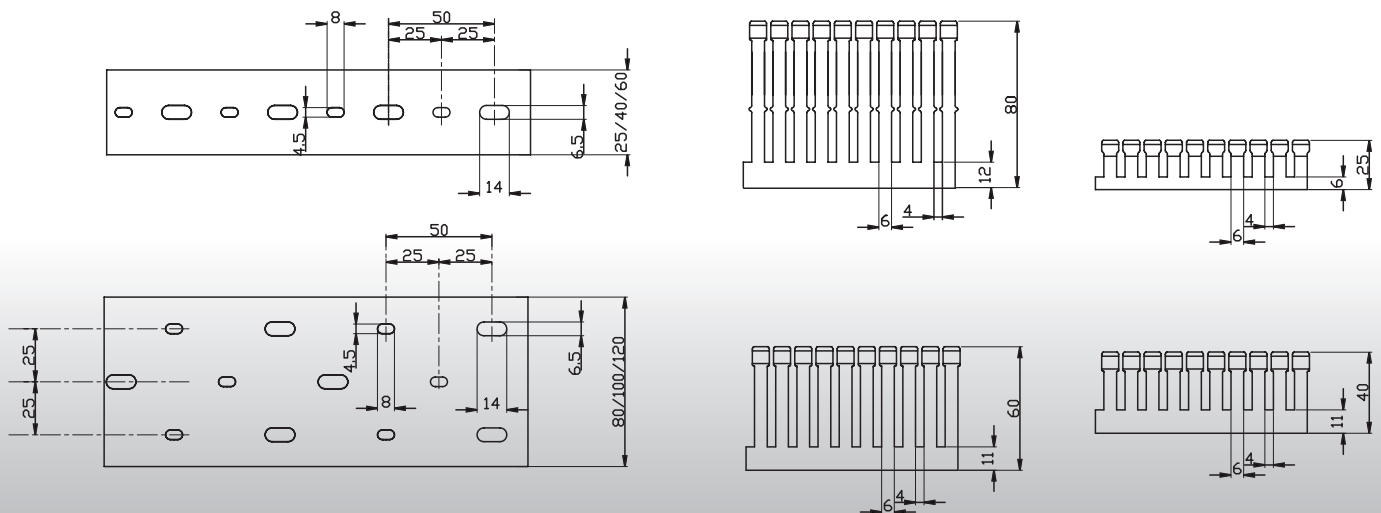


GREY RAL 7035

Spare cover for slotted trunkings

ITEM	EXTERNAL DIMENSIONS W mm	PACKAGING m
ECCR25HG	25	100
ECCR40HG	40	100
ECCR60HG	60	100
ECCR80HG	80	100
ECCR100HG	100	60
ECCR120HG	120	80

The 40 mm- wide can serve as insulating cover for the fixing screw if installed in the proper guides on the bottom of the trunkings in the widths 80/100/120mm.



CABLE RETAINERS / RAILS DIN EN 50022 / CUTTING MACHINE

MAIN TECHNICAL FEATURES CABLE RETAINERS:

- Made of: rigid nylon.
- Prevent cables from falling off during the installation
- Retainers can be fixed to the trunkings by screws.
- Can be used both in the cable trunkings and the slotted trunkings.
- Packed in strong cardboard boxes suitable for transport and storage.



GREY RAL 7035

Cable retainers

ITEM	TRUNKING DIMENSIONS mm	DESCRIPTION	PACKAGING PIECES
ECCO4040	40x40	CABLE RETAINERS	5/25
ECCO4060	40x60	CABLE RETAINERS	5/25
ECCO4080	40x80	CABLE RETAINERS	5/25
ECCO40100	40x100	CABLE RETAINERS	5/25
ECCO6040	60x40	CABLE RETAINERS	5/25
ECCO6060	60x60	CABLE RETAINERS	5/25
ECCO6080	60x80	CABLE RETAINERS	5/25
ECCO60100	60x100	CABLE RETAINERS	5/25
ECCO8040	80x40	CABLE RETAINERS	5/25
ECCO8060	80x60	CABLE RETAINERS	5/25
ECCO8080	80x80	CABLE RETAINERS	5/25
ECCO80100	80x100	CABLE RETAINERS	5/25
ECCO10040	100x40	CABLE RETAINERS	5/25
ECCO10060	100x60	CABLE RETAINERS	5/25
ECCO10080	100x80	CABLE RETAINERS	5/25
ECCO100100	100x100	CABLE RETAINERS	5/25
ECCO12040	120x40	CABLE RETAINERS	5/25
ECCO12060	120x60	CABLE RETAINERS	5/25
ECCO12080	120x80	CABLE RETAINERS	5/25


Rails DIN EN 50022

ITEM	LENGTH m	DESCRIPTION TYPE	DIMENSIONS mm	PACKAGING PIECES
EC460	2	BLANK DIN RAIL	35x7,5x1	20
EC460F	2	PERFORATED DIN RAIL	35x7,5x1	20
EC46015	2	BLANK DIN RAIL	35x15x1,5	10


Hand cutting machine for slotted trunkings

ITEM	DESCRIPTION	CUT DIMENSIONS mm	PACKAGING PIECES
ECADC	HAND CUTTING MACHINE	W = 125 - H = 120	1


The cutting machine consists of a manually operated blade through a lever that cuts channels, lids and the like of plastic material. Suitable for both types of channel A or S with wide or narrow pitch. Minimum width 25 mm, maximum width 125 mm, maximum height 120 mm. The cutting machine must be firmly attached to an appropriate work table. Weight 7 Kg. Dimensions 1450x950x260 mm - Blade dimensions: 180x150x2 mm.



ECCO



EC460



ECADC

PRE-CUT TRUNKING **SERIES P** / FLEXIBLE SLOTTED TRUNKINGS **SERIES 234**

MAIN TECHNICAL FEATURES OF THE PRE-CUT TRUNKING:

- Made of: technopolymer on rigid PVC base, self-extinguishing V0 (UL94).
- Alternating holes for conduit diameters 18 mm and 23 mm.
- Perforated bottom for a quick installation, standard bar length: 2m.

MAIN TECHNICAL FEATURES OF THE FLEXIBLE SLOTTED TRUNKING:

- Made of: technopolymer on rigid PP base, self-extinguishing V2 (UL94).
- Perforated bottom for screw fixing or with adhesive tape.
- **Slots 7,5/5/7,5** - Standard length: 500 mm.



GREY RAL 7030


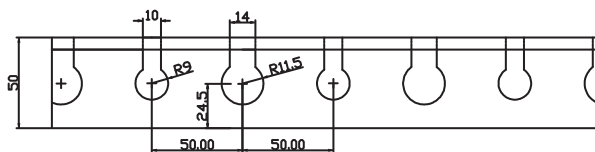
Pre-cut trunking for conduits Series P

ITEM	EXTERNAL DIMENSIONS W x H mm	PACKAGING m
ECP5050	Trunking and cover 50x50	24
ECP7550	Trunking and cover 75x50	40


Flexible slotted trunkings Series 234

ITEM		EXTERNAL DIMENSIONS W x H mm	PACKAGING PIECES
SCREW	ADHESIVE		
EC23401	EC23411	12,5x12,5x500	112
EC23402	EC23412	16x16x500	84
EC23403	EC23413	20x20x500	112
EC23404	EC23414	25x25x500	70
EC23405	EC23415	30x30x500	50
EC23406	EC23416	40x40x500	50
EC23407	EC23417	50x50x500	32

PRECUTTING OF THE TRUNKINGS P5050-P7550



ECP



EC234

■ SPIRAL WRAP SERIES P / PN / PA **SERIES P / PN / PA**

MAIN TECHNICAL FEATURES:

- Made of: standard or self-extinguishing polyethylene.
- To be used in the electrical cabinets.
- Recommended use: to group and lead the cables.
- Available colours: transparent, black, white (self-extinguishing).



■ Transparent polyethylene spiral wrap Series P

ITEM	INTERNAL DIAMETER mm	EXTERNAL DIAMETER mm	COIL LENGHT PACKAGING m
ECP1,5	1,5	3	25/500
ECP03	3	5	25/500
ECP04	4	6	25/500
ECP06	6	8	25/300
ECP08	8	10	25/200
ECP10	10	12	25/150
ECP12	12	14	20/120
ECP14	14	16	20/100

■ Black polyethylene spiral wrap Series PN

ITEM	INTERNAL DIAMETER mm	EXTERNAL DIAMETER mm	COIL LENGHT PACKAGING m
ECPN1,5	1,5	3	25/500
ECPN03	3	5	25/500
ECPN04	4	6	25/500
ECPN06	6	8	25/300
ECPN08	8	10	25/200
ECPN10	10	12	25/150
ECPN12	12	14	20/120
ECPN14	14	16	20/100

■ Self-extinguishing white polyethylene spiral wrap Series PA

ITEM	INTERNAL DIAMETER mm	EXTERNAL DIAMETER mm	COIL LENGHT PACKAGING m
ECPA1,5	1,5	3	25/500
ECPA03	3	5	25/500
ECPA04	4	6	25/500
ECPA06	6	8	25/300
ECPA08	8	10	25/200
ECPA10	10	12	25/150
ECPA12	12	14	20/120
ECPA14	14	16	20/100



USABLE AREA OF THE SLOTTED TRUNKINGS SERIES A AND S

ITEM	DESCRIPTION	SECTION mm ²	CABLE TYPE HO7-U/R/K mm ²		
			1	1,5	2,5
ECA2525 - ECS2525	Slotted trunking with cover dim. 25x25 mm	480	46	34	24
ECA2540 - ECS2540	Slotted trunking with cover dim. 25x40 mm	760	72	54	38
ECA2560 - ECS2560	Slotted trunking with cover dim. 25x60 mm	1100	105	79	55
ECA2580 - ECS2580	Slotted trunking with cover dim. 25x80 mm	1520	145	109	76
ECA4025 - ECS4025	Slotted trunking with cover dim. 40x25 mm	752	72	54	38
ECA4040 - ECS4040	Slotted trunking with cover dim. 40x40 mm	1214	116	87	61
ECA4060 - ECS4060	Slotted trunking with cover dim. 40x60 mm	1950	186	139	98
ECA4080 - ECS4080	Slotted trunking with cover dim. 40x80 mm	2530	241	181	127
ECA40100 - ECS40100	Slotted trunking with cover dim. 40x100 mm	3110	296	222	156
ECA6040 - ECS6040	Slotted trunking with cover dim. 60x40 mm	1930	184	138	97
ECA6060 - ECS6060	Slotted trunking with cover dim. 60x60 mm	3046	290	218	152
ECA6080 - ECS6080	Slotted trunking with cover dim. 60x80 mm	4215	401	301	211
ECA60100 - ECS60100	Slotted trunking with cover dim. 60x100 mm	5332	508	381	267
ECA8040 - ECS8040	Slotted trunking with cover dim. 80x40 mm	2530	241	181	127
ECA8060 - ECS8060	Slotted trunking with cover dim. 80x60 mm	4202	400	300	210
ECA8080 - ECS8080	Slotted trunking with cover dim. 80x80 mm	5620	535	401	281
ECA80100 - ECS80100	Slotted trunking with cover dim. 80x100 mm	7064	673	505	353
ECA10040 - ECS10040	Slotted trunking with cover dim. 100x40 mm	3316	316	237	166
ECA10060 - ECS10060	Slotted trunking with cover dim. 100x60 mm	5236	499	374	262
ECA10080 - ECS10080	Slotted trunking with cover dim. 100x80 mm	7156	682	511	358
ECA100100 - ECS100100	Slotted trunking with cover dim. 100x100 mm	8980	855	641	449
ECA12040 - ECS12040	Slotted trunking with cover dim. 120x40 mm	4040	385	289	202
ECA12060 - ECS12060	Slotted trunking with cover dim. 120x60 mm	6340	604	453	317
ECA12080 - ECS12080	Slotted trunking with cover dim. 120x80 mm	8640	823	617	432

USABLE AREA OF THE SLOTTED TRUNKINGS SERIES SH

ITEM	DESCRIPTION	SECTION mm ²	CABLE TYPE HO7-U/R/K mm ²		
			1	1,5	2,5
ECSH2540	Slotted trunking with cover dim. 25x40 mm	760	72	54	38
ECSH2560	Slotted trunking with cover dim. 25x60 mm	1100	105	79	55
ECSH2580	Slotted trunking with cover dim. 25x80 mm	1520	145	109	76
ECSH4040	Slotted trunking with cover dim. 40x40 mm	1214	116	87	61
ECSH4060	Slotted trunking with cover dim. 40x60 mm	1950	186	139	98
ECSH4080	Slotted trunking with cover dim. 40x80 mm	2530	241	181	127
CSH6040	Slotted trunking with cover dim. 60x40 mm	1930	184	138	97
ECSH6060	Slotted trunking with cover dim. 60x60 mm	3046	290	218	152
ECSH6080	Slotted trunking with cover dim. 60x80 mm	4215	401	301	211
ECSH8040	Slotted trunking with cover dim. 80x40 mm	2530	241	181	127
ECSH8060	Slotted trunking with cover dim. 80x60 mm	4202	400	300	210
ECSH8080	Slotted trunking with cover dim. 80x80 mm	5620	535	401	281
ECSH10040	Slotted trunking with cover dim. 100x40 mm	3316	316	237	166
ECSH10060	Slotted trunking with cover dim. 100x60 mm	5236	499	374	262
ECSH10080	Slotted trunking with cover dim. 100x80 mm	7156	682	511	358
ECSH12040	Slotted trunking with cover dim. 120x40 mm	4040	385	289	202
ECSH12060	Slotted trunking with cover dim. 120x60 mm	6340	604	453	317
ECSH12080	Slotted trunking with cover dim. 120x80 mm	8640	823	617	432

The slotted trunkings are supplied in the standard length of 2 mt ± 5 mm.